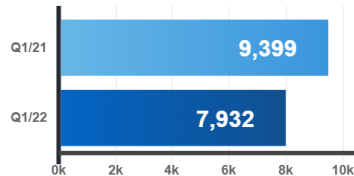


## 売買

Total Condo Apartment Sales

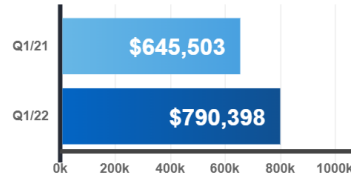
📅 Year-Over-Year



**-15.6%**  
compared to last year

Average Selling Price

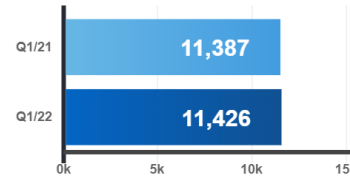
📅 Year-Over-Year



**22.4%**  
compared to last year

Total New Listings

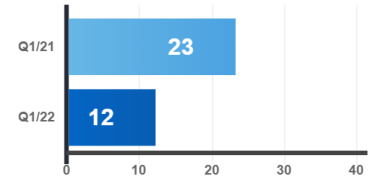
📅 Year-Over-Year



**0.3%**  
compared to last year

Days on Market

📅 Year-Over-Year

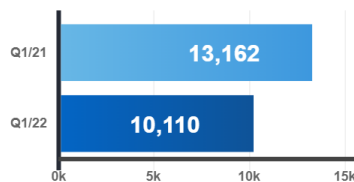


**-47.8%**  
compared to last year

## 賃貸

Total Apartment Rentals

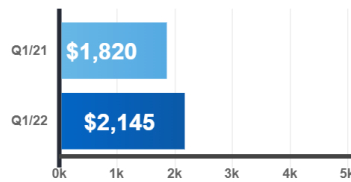
📅 Year-Over-Year



**-23.2%**  
compared to last year

Average 1-Bdrm. Apt. Rent

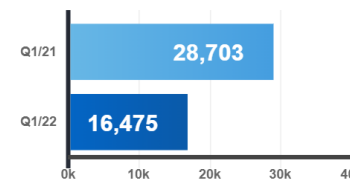
📅 Year-Over-Year



**17.9%**  
compared to last year

Total New Listings

📅 Year-Over-Year



**-42.6%**  
compared to last year

※売買・賃貸共に  
＜コンドミニウム＞  
去年同月比データ  
参考：TRREB抜粋

売買：平均価格が去年比で値上がり傾向、新規販売開始物件数は変動なし、成約に掛かる日数は約半分  
賃貸：賃貸成約件数は減っているが、平均価格は約20%上昇、新たな物件も少ないので貸し手市場か。  
※売買における、外国人の特別税が15%⇒20%へと変更の発表がありました。